

Open up to a world of possibilities...

Vantage[®]

Windows & Doors



The right windows and doors
can transform your home into an oasis.





WINDOWS SGA
ARCHITECT Harley Graham Architects
PHOTO Andy MacPherson

Welcome to Vantage®

01

The benefits of natural ventilation and light are proven to deliver increased visual appeal, liveability and occupant health and wellbeing to any home.

Australian designed and made, Vantage offers beautiful, high-quality windows and doors that seamlessly connect you to the outdoors while protecting you from climate extremes and offering superlative energy efficiency.

The right solution is the one that's right for your home and we've been getting it right in Australian homes for more than 20 years.

So talk to us about your vision – we'll make it happen.

Contents.

Getting Started	02
Energy Ratings	04
Why Vantage?	07
Choose Your Style	08
Windows	12
Doors	30
Hardware	40
Complementary Products	46
Testing & Certification Compliance	52
Typical Configurations	54
Colours & Finishes	56
Glass Selection	60
Inspiration & Case Studies	62
The Vantage Network	68

Getting Started

1 First Steps

Consider how you are going to live in your home.

What is the landscape and environment like where you live?

Is natural light important? What about control over your ventilation?

Speak to your builder, designer or architect to understand any building codes specific to your project *e.g. Bushfire Zones, Energy Requirements, Child Safety, Cyclone Areas.*

2 Vision Board

Create a pin board of inspirational ideas or things you want to consider in your designs:

- Living spaces
- Colours
- Design styles
- Textures

3 Product Selection

Look through our product range and decide what type of window or door will best suit your needs. *e.g. Sliding or French doors? Fixed or awning windows?*

Consider your design requirements from step 1, pin board inspirations and design style in your product choice.



4 Colours & Finishes

A wide range of colour and finish options are available to complement the look of your home. Be sure to consider how it looks from the inside too.

Do you need dual colour framing options? Vantage offers dual colour selection, ideal where internal and external colour palettes may differ.

Consider your environment and the finish you might require. Are you near the coast? Do you desire a particular colour scheme? Powder coating offers more colour choice, while anodised finishes will beautifully emphasise the natural look of your frames.

5 Hardware

A handle is not just a lever! Think of it as jewellery for your home.

Do you want a subtle look or a statement piece? Contemporary or classic?

Hardware should be chosen to suit the requirements of your new window or door. Consider functionality, security, environment and aesthetic appeal.

6 Glass

The right glass can enhance the way your home looks and feels. Consider your requirements. It can add warmth to your home, enhance thermal efficiency, improve acoustic performance in busy areas and security and safety where you need it.

7 Ask an Expert

You're almost there! Now you know your style and what you think will work well in your project.

Speak to an expert to make sure you have the right finishes for your environment and the best advice that will ensure you're satisfied for years to come.

Visit our vantagewindows.com.au or speak to your local fabricator today.

Energy Ratings & Windows



Energy Efficiency

The right windows and doors make a huge difference to your home's comfort and energy efficiency.

High performing windows and doors can make heating or cooling your home simpler and more cost effective, saving money on expensive electricity and gas. Vantage windows and doors are WERS-rated and tested to make choosing the right product as simple as possible for both comfort and performance in any environment.

Windows & Home Design

Giving attention to the selection and placement of windows and doors within your home will help you achieve excellent thermal outcomes through the use of passive design principles. Your home's orientation, insulation, shading, window selection and placement are important considerations in achieving the best possible efficiency and performance for your home.

Correct Installation and Placement

To get the most energy efficiency from your windows and doors, it's important that they are installed by a qualified professional, and located in the best place to take advantage of natural cross ventilation, light and solar heat gain in both summer and winter.

WERS rated

WERS is the Window Energy Rating Scheme for windows and doors in Australia. It uses a 10-star system to rate the annual energy impact on a home, based on its U value and Solar Heat Gain Coefficient (SHGC). The more stars, the better.



U values

U values are the measure of how much heat is transferred through a window or door. The lower the U value the more efficient it is at keeping the heat or cold out.

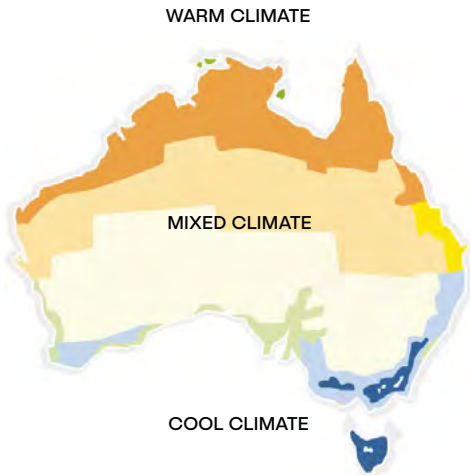
Solar Heat Gain Coefficient (SHGC)

SHGC measures how much solar radiation passes through a window or door. In a cool climate, a high SHGC will allow more solar heat to enter your home.

What Climate Are You In?

Did you know there are eight different climate zones in Australia as identified in the National Construction Code (NCC)?

Matching your windows and doors to your climate zone allows you to achieve the highest energy efficiency in your window and door selection.



Warm Climate

CLIMATE ZONES 1, 2 AND 3.

It's usually warm and artificial cooling can expend a lot of energy if you are regularly cooling your home. The aim is to minimise the need for air-conditioning and reduce your energy usage. Look for products with a low SHGC and low U value. You might also like to consider windows with large openable areas for cross flow ventilation.

SUITABLE GLASS INCLUDES: tinted, high-performance tinted, tinted Low-E, and tinted IGU Low-E.

Mixed Climate

CLIMATE ZONES 4 AND 5.

Outside air temperature varies significantly throughout the year. The goal is to keep heat out in summer and allow as much in as possible during winter. Look for products with a medium SHGC and low U value. You might also like to consider season-specific shading and windows with large openable areas for cross flow ventilation.

SUITABLE GLASS INCLUDES: tinted, tinted + clear Low-E, tinted + clear IGU, and tinted + clear Low-E IGU.

Cool Climate

CLIMATE ZONES 6, 7 AND 8.

It's usually cool and artificial heating can expend a lot of energy if you regularly heat your home. The goal is to keep heat within the home and maximise solar energy input in cooler months. Look for products with a high SHGC and low U value, consider season-specific shading on windows.

SUITABLE GLASS INCLUDES: clear Low-E, clear IGU, and clear Low-E IGU.

Why Choose Vantage Windows and Doors?

Australian designed to deliver superior performance for the varied climates and environments around the country, Vantage windows and doors offer enormous flexibility in design.



100% Australian Made

Designed, extruded and assembled locally, Vantage windows and doors are 100% Australian. Manufactured for you by local craftspeople from our nationwide network of manufacturers.



No such thing as standard

There is no such thing as standard when selecting Vantage windows and doors, all our products are custom made to your exact requirements so you get the best possible solution for your project.



Big Bold Panels

Vantage windows and doors can be made big! Taller and wider than many others on the market, perfect to frame a special view, let the outdoors in and maximise natural light.



Contemporary Designs

Vantage window and doors incorporate sleek, contemporary aluminium frames and are available in a wide range of stylish colours and finishes to complement your internal and external colour schemes.

Choose your style

Vantage offers three dedicated product ranges. To keep it simple, each style is colour coded for you to select the perfect windows and doors for your taste.

Residential Series



Designed specifically for affordability and interior comfort in Australian conditions, Vantage Residential consists of a 50mm frame offering high water resistance, low air infiltration and is tested for compliance with all relevant Australian Standards for performance and strength.

Designer Series



You're unique and your home should reflect that! The Vantage Designer Range of windows and doors are architecturally styled, high performance window and door systems featuring a 102mm frame and bold sash design to give a clean, striking aesthetic.

These systems are designed to offer superior performance characteristics ideal for high-end residential applications.

Available Systems

Residential Series

- 504** Residential Sliding Window
Double Sash Design
- 506** Residential Sliding Window (WA Only)
- 514** Residential Double Hung Window
- 516** Residential Awning Window (50mm frame)
- 517** Residential Awning Window (102mm frame)
- 541** Residential Sliding Door
- 542** DStacker™ Sliding Door
- 549** Entry Door


Designer Series

- 525** LouvreMASTER™ Adjustable Window
- 546** Bi-fold Window
- 548** High Performance Bi-fold Door
- 548** High Performance Hinged Door
- 601** MAGNUM™ Sliding Window
Beaded Fixed Light
- 602** MAGNUM™ Sliding Window
Double Sash Design
- 613** MAGNUM™ Double Hung Window
- 614** ClearVENT™ Sashless Double Hung Window
- 616** MAGNUM™ Awning & Casement Window
- 618** MAGNUM™ Sliding Door

Designer Series ThermalHEART™

- 726** ThermalHEART Awning Window
- 729** ThermalHEART Hinged Door
- 730** ThermalHEART Bi-fold Door
- 731** ThermalHEART Sliding Door

Designer Series ThermalHEART™




Vantage's luxury range of windows and doors offers the perfect combination of stunning aesthetics and energy efficiency, designed to reduce condensation build up and occupant power bills.

It couples the Designer Series styling and quality with the benefit of up to 33% increased thermal efficiency over standard double glazed windows and doors.

ThermalHEART framing provides the added flexibility of dual colour finish options, allowing you to adapt to different indoor and outdoor colour schemes.

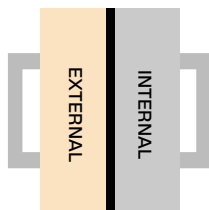
Designer Series ThermalHEART™

The pinnacle of style, beauty and performance, these windows accommodate massive glass panels up to 32mm thick. Plus, ThermalHEART allows you to achieve huge heights and spans while maintaining excellent energy performance in comparison to other products on the market.



Dual Colour Technology

The unique thermal insulator joining method prevents heat/cold transfer across the frame while allowing a different choice in colour for internal and exterior styling.





Why do I need it?

ThermalHEART delivers up to 33% more thermal efficiency than standard aluminium double glazed windows.

Climatic variations can result in dramatic interior and exterior frame temperature variations leading to condensation build up. Internal moisture build up results in mould growth and potential building damage.

How does it work?

ThermalHEART consists of a polyamide insulator or thermal break inserted between the aluminium exterior and interior elements, giving you outstanding insulation performance between the external and internal environment and reduces condensation.





← Awning windows

11

Create the perfect retreat with these gorgeous awning windows, featuring dual-colour capability with bold, square-edge frames for a modern aesthetic. ThermalHEART awning windows deliver excellent energy efficiency when closed and optimal ventilation when open.

← Hinged doors

Designed with flat faces, these hinged doors feature squared corners and external glazing beads for a clean, contemporary look.



← Bi-fold doors

These beautiful bi-folds incorporate heavy duty, bottom-mounted quad rollers on a matching double track for smooth, reliable performance.



↑ Sliding doors

Get excellent thermal performance and stacking door configurations of up to four panels in each direction. The clean bold frame gives a modern aesthetic. You can even integrate flyscreens.



Vantage Windows

Beautiful, high-quality Vantage windows are locally designed and manufactured with the Australian climate in mind. They're built to last, with contemporary designs engineered and tested to comply to Australian standards, Vantage offers premium customisation to suit any home.

Vantage fabricators will deliver high performance windows and doors that can be made big, bold and beautiful to maximise natural light, fresh air and views, making your home more comfortable and liveable for years to come.

WINDOWS Hanlon Windows Australia
ARCHITECT BHI Architects
BUILDER Alcan Constructions

Awning Windows

Fixed or opening, awning windows are a winner. Keep them open for great ventilation while staying protected from showers or close them tight against the elements. Awning windows are an excellent choice for achieving sound reduction and energy efficiency.

Integrate flyscreens, electric chain winders and rain sensors that automatically close the window.

Using custom hardware for extra wide openings allows Vantage awning windows to be used in very tall or very wide spans.

AVAILABLE AS:

Residential Series

Designer Series

Designer Series
ThermalHEART™





WINDOWS DLG ARCHITECT De Aelier Architects PHOTO Simon Dallinger



WINDOWS Taberners PHOTO Tim Phelan

Casement Windows

Casement windows deliver the ultimate in style and flexibility. Appealing in almost any application, they're perfect for letting in fresh air, providing simple and convenient access for cleaning and improving your home's ventilation.

Their stunning looks work beautifully with the stylish wedgeless handles from the MIRO™ and ICON™ hardware range.

For extra tall casement windows and casements requiring screening, ask us about Truth™ hardware.

AVAILABLE AS:

Residential Series

Designer Series

Designer Series
ThermalHEART™





WINDOWS Taylors Window Supplies
ARCHITECT Andrew Verri
PHOTO Geoff Comfort

Sliding Windows

Fall in love with the smooth lines and unobtrusive beauty of our stunning sliding windows.

Choose from single or double opening panels and double glazing options to minimise the transfer of heat and cold.

Compatible with flyscreens to keep out the creepy crawlies.



PHOTO Courtesy of Midcity Windows

AVAILABLE AS:

Residential Series

Designer Series

Designer Series
ThermalHEART™





WINDOWS Lifestyle Windows
PHOTO Courtesy of
David Reid Homes



WINDOWS R&R Glass & Aluminium ARCHITECT Kieron Galt Architects PHOTO Christopher Frederick Jones

Double Hung Windows

For a touch of elegance, you can't go past the Vantage range of double hung windows. With no unsightly external protrusions, they offer fantastic ventilation for your home with a classy heritage feel.

The unique styling of the Magnum™ range of Vantage windows matches traditional timber windows, making them an ideal choice for period home renovations.

Easily accessible from inside the home, double hung windows are easy to clean both inside and out.

AVAILABLE AS:

Residential Series

Designer Series

Designer Series
ThermalHEART™





PHOTO Courtesy of Scope Doors & Windows



PHOTO Courtesy of Midcity Windows

Bi-fold Windows

A favourite due to their versatility. Open wide to desirable views and fresh air and feel truly connected with the outdoors.

The reliable bottom rollers ensure your Vantage bi-fold windows perform smoothly and effortlessly for years to come.

AVAILABLE AS:

Residential Series

Designer Series

Designer Series
ThermalHEART™



PHOTO Courtesy of Midcity Windows



ARCHITECT Scott Carpenter WINDOWS Window Makers PHOTO SRH



WINDOWS Midcity Windows PHOTO Tanya Niwa

Sashless Windows

The ClearVENT™ sashless window is designed for luxury. Frameless design delivers purely unobstructed views.

Flyscreens that can be easily attached without the need for rivets or turnbuckles maintain the clean finish on the facade.

AVAILABLE AS:

Residential Series

Designer Series

Designer Series
ThermalHEART™





WINDOWS AVS Windows
ARCHITECT Bourne Blue Architect
PHOTO Simon Whitebread

Louvre Windows

The Vantage adjustable louvre system is made to suit any taste or style.

Maximise airflow with open louvres or regulate the airflow by adjusting all, or a bank of blades as required. This stunning range is ideal for breezeways or cooling your home on those balmy summer days.

Vantage louvres can be fitted with handy flyscreens.

AVAILABLE AS:

Residential Series

Designer Series

Designer Series
ThermalHEART™





ARCHITECT Kieron Gait Architects
WINDOWS R&R Glass and Aluminium
PHOTO Arthur Terrace

WINDOWS Hanlon Windows Australia
ARCHITECT BHI Architects
BUILDER Alcan Constructions
PHOTO Courtesy of Hanlon Windows

Custom Windows

Your home is a reflection of who you are. Let your vision and imagination dictate your style. Whether you want curved, raked or any other shaped window, no job is too big or too small for our Australia-wide fabricator network.




PHOTO Courtesy of Impact Aluminium Windows & Doors



PHOTO Courtesy of Impact Aluminium Windows & Doors



WINDOWS Avista Windows PHOTO 4wallsmedia



WINDOWS Great Lakes Windows
ARCHITECT Justin Noxon, Noxon Giffen
PHOTO Katherine Lu

Vantage Doors



Vantage aluminium doors are an excellent choice for your home or building project. Custom made to suit your individual project requirements, there is no such thing as standard!

Our doors can be made big and bold. Strong aluminium profiles allow you to achieve fantastic panel sizes, maximising views and creating excellent connection to the great outdoors.

Choose from sliding, stacking, hinged or French and bi-fold door systems.

Sliding Doors

Sliding doors are versatile, practical, and effective when it comes to ventilation and making the absolute most of your views. They also offer great strength and security and our high-performance rollers deliver an effortless sliding function.

Choose two, three or four panel stacking systems, cavity sliding doors that tuck away neatly, or corner sliding doors that meet at a 90-degree junction without a corner post.



WINDOWS Talum Windows BUILDING DESIGNER Ashley Beaumont PHOTO SRH



WINDOWS Hanlon Windows ARCHITECT Tina Tziallas, Tziallas Omeara Architecture Studio PHOTO Tom Ferguson

AVAILABLE AS:

Residential Series

Designer Series

Designer Series
ThermalHEART™



WINDOWS Glass Supplies ARCHITECT Philip Dingemans PHOTO Peter Hyatt



WINDOWS Great Lakes Windows ARCHITECT Justin Noxon, Noxon Giffen PHOTO Katherine Lu



WINDOWS Architectural Aluminium ARCHITECT BHI Architects PHOTO Andrew Warn Photography

Hinged Doors

The Vantage range of Hinged doors are ideal in any situation, from front doors to utility doors in existing, new or custom projects.

Aluminium hinged doors look stylish and modern and maximise natural light and views. Configure as single or double doors to create your dream entrance.

Clever sill drainage and backing seals, tested to comply with Australian standards, make this range perfect in any weather and ensures no water comes in.

If security is your priority, Vantage hinged doors are available with lever compression locking when used in conjunction with our exclusive ICON™, MIRO™ and ANDO™ hardware. A lifting movement of the handle activates locking rods at the top and bottom of the door to maximise strength.

AVAILABLE AS:

Residential Series

Designer Series

Designer Series
ThermalHEART™





French Doors

The Vantage French door system is a masterpiece of design. These elegant doors include wide top and bottom rails and optional colonial glazing bars for that true French door style.

Easily accepting double glazing, Vantage French doors offer a classic and elegant appearance combined with superior weather protection to create an impressive entry for any home.

AVAILABLE AS:

Residential Series

Designer Series

Designer Series
ThermalHEART™





Bi-fold Doors

Smooth operation and superb design are the hallmarks of the Vantage bi-fold door system.

Vantage bi-folds have a reliable bottom-mounted roller system for quality performance. For larger glass panels, heavy-duty quad rollers ensure even the heaviest of panels operate with ease.

Our gorgeous bi-fold doors are available to a maximum panel height of 2.6m. However, if you want to go up to three metres, let us know. Our Commercial range might be just the solution you're looking for.

AVAILABLE AS:

Residential Series

Designer Series

Designer Series
ThermalHEART™





WINDOWS Superior Windows PHOTO Courtesy of Superior Windows



WINDOWS Scope Windows ARCHITECT Warren & Janette Brokenborough PHOTO Courtesy of Scope Windows





Beautiful Hardware

Hardware combines form and function to transform your house into a home and perfectly reflect who you are. In fact, it's a defining feature! Check out our unique range of hardware, purpose-designed to complement the performance and styling of Vantage window and door systems.



Designed to perfectly complement the Vantage range, ANDO™ hardware brings a fresh and sleek look to your home's windows and doors.

Available in a wide variety of powder coat finishes with a selection of products available in 316-grade stainless steel, ANDO™ hardware provides consistency throughout your home.

Note: Images are not to scale.



SLIDING DOOR
HANDLE
(SS ONLY)



TWIN POINT
SLIDING DOOR
LOCK



SLIMLINE
SLIDING DOOR
LOCK



SINGLE POINT
SLIDING DOOR
LOCK



HINGED DOOR
LOCK
(SS)



MANUAL CHAIN WINDER



DOUBLE HUNG LOCK



SLIDING
WINDOW LOCK



BI-FOLD
OPERATOR
(SS)

Key

(SS)

Available as
316-grade stainless steel
or with powder coat finish

(SS ONLY)

Only available as
316-grade stainless steel.



ICON™ is a fully integrated range of 316-grade stainless steel hardware. It offers outstanding durability and is suitable for all environments.

The range incorporates a square-edge and rectilinear look to complement the lines of our Designer Series windows and doors.

Note: Images are not to scale.



SLIDING DOOR
HANDLE (600MM)



SLIDING DOOR
HANDLE (300MM)



LEVER HANDLE



SLIDING DOOR
FLUSH PULL



SLIDING WINDOW
LOCK



BI-FOLD
OPERATOR



CASEMENT LATCH



Available from early 2019

MIRO™ is a stunning blend of contemporary design and function. It offers a unified look for your home across our range of aluminium windows and doors.

The ergonomic design of the MIRO™ range ensures easy use by young and old. It's a perfect designer choice for everyone in the family. Available in a unique matt black, textured finish, MIRO™ hardware is designed to withstand harsh environmental conditions.



BI-FOLD
OPERATOR



SLIDING DOOR
HANDLE



HINGED DOOR
LOCK



SINGLE POINT
SLIDING DOOR LOCK

One Key Solution

You want to keep your home safe but you don't want a key chain that's bulging with a million-and-one keys for your doors and windows.

Talk to us about our one-key solution. It will make your life easier while still ensuring the security of you and your family. It's all about peace of mind.



Key all windows and all doors alike to simplify security and operation.

Hardware Compatibility

ICON™, MIRO™ and ANDO™ hardware is compatible with most Vantage systems.

Once you've picked the right system with your fabricator, use this table to double-check your hardware choice is compatible with your new Vantage windows and doors.

ANDO™	Residential Series					Designer Series							ThermalHEART™			
	514	516	517	541	542	546	548	549	601/2	613	616	618	726	729	730	731
Single Point Sliding Door Lock				●	●							●				
Twin Point Sliding Door Lock				●	●							●				
Slimline Sliding Door Lock				●	●							●				
Sliding Door Handle (with mortice lock)												●				●
Bi-fold Operator						●	●								●	
Locking Lever Handle (2-point)							●	●						●	●	
Locking Lever Handle (4-point)							●	●						●	●	
Sliding Window Lock									●							
Chain winder		●	●								●		●			
Double Hung Window Lock	●									●						

ICON™

Sliding Door Handle												●				●
Flush Pull (with mortice lock)												●				●
Bi-fold Actuator						●	●								●	
2-Point Hinged Door Lock							●	●						●	●	
Multi-point (4) Hinged Door Lock							●	●						●	●	
Lever Compression Hinged Door Lock							●	●						●	●	
Wedgeless Window Fastener/Cam Handle		●	●								●		●			

MIRO™

Bi-fold Actuator						●	●								●	
Sliding Door Handle												●				●
French Door Handle						●	●						●	●		
Single Point Sliding Door Lock				●	●							●				

PLEASE NOTE: ICON™ and ANDO™ hardware is not compatible with Series 501/503, Series 502/504 Series 514 or Series 613.

A Great Range of Additional Features





Retractable screens



The S1E Eco-Screen™ from Centor™ is a revolutionary product providing eco-friendly retractable insect and solar screening with fingertip operation.

It gives you complete control of your living environment and can be installed in single or bi-parting configurations. It also retracts horizontally and discreetly into its frame when not in use – the perfect solution for those who refuse to compromise on style.

Single units will span openings of up to 3.9m wide and are available as insect screens, sun control fabrics or combination units. For frame openings wider than 3.7m (max. screen area 3.9m x 7.4m) and up to 7.2m, a bi-parting system is used.

This innovative screening system can be used in conjunction with Vantage bi-fold and sliding doors.



FlowTHRU™

Drainage for beautiful
flush thresholds.

A flush threshold offers a seamless transition between living spaces, ensures easy accessibility and minimises the risk of trips and falls. When you choose a flush threshold, it is essential that drainage is considered, particularly if the doorway is likely to be exposed to the weather. Failure to do so can cause leakage and potential damage to internal floor surfaces.

The FlowTHRU™ drain is the answer.

Why FlowTHRU™?

FlowTHRU™ is the only fully tested threshold drain for use with Vantage doors, designed and tested to perform in the harshest of environments.



Stainless steel design for maximum durability.

Manufactured from 316-grade stainless steel, the drainage trough is built to last and corrosion-resistant. There's also a removable grate insert for easy cleaning and maintenance.

Convenient anti-slip grate.

The anti-slip grate reduces the risk of slips, trips and falls, and is compliant with Australian and international standards for pedestrian, wheelchair, and cane use. It incorporates a maximum slot width of 6mm to prevent small heels from becoming trapped.

AWS Ventient™

How do you improve indoor air quality while enjoying all the great things like thermal comfort that come with a well-sealed home?

Trickle ventilation is the answer.



DISCLAIMER: Pictured AWS Ventient unit is installed without cover.

What is trickle ventilation?

A trickle vent is a very small opening in a window or door system that allows fresh air into a building, even when windows or doors are closed. Trickle ventilation is low-cost and requires little maintenance, plus it's the perfect solution if your existing windows don't open very wide (or at all), or a building is locked up for long periods of time, e.g. a holiday home.



AWS Ventient™ is a game changer!

Installing trickle ventilation in your home doesn't have to be hard. AWS Ventient™ is a state-of-the-art system that integrates a trickle vent into windows and doors with ease. Once installed, it quietly goes about its job. It doesn't need power (electrical or otherwise) and there's no need for you to remember to open and close it.

AWS Ventient™ provides fresh air whether a room is occupied or not, making it ideal for apartment blocks, multi-storey houses where high windows put kiddies at risk from a fall, holiday homes – the list goes on.

Stand-out features

- Helps keep you warm and toasty by automatically closing when the outside temperature drops to 12°C.
- Automatically transitionally opens between 12°C and 18°C. Ventient™ is fully open when the outside temperature gets to 18°C.
- Can be fitted with an acoustic dampener to minimise noise.
- Keeps pollutants in your home to a minimum.
- Helps reduce condensation on your windows and doors.
- Improves indoor air quality for a healthier living space.

Solutions for Every Application

AWS is committed to offering you solutions which not only provide light and ventilation, but help to create unique and safe living spaces protected from harsh environmental elements.

All Vantage aluminium window and door systems are tested to comply with relevant standards and the National Construction Code (NCC) and to meet the specific requirements for bushfire zones, extreme weather conditions, elevated openings and noise abatement.

IMPORTANT NOTE

When ordering Vantage windows or doors for bushfire applications, cyclone regions or applications where SAFE4KIDS™ features are required, make sure you tell your fabricator up-front. Products must be manufactured specifically to comply with requirements for these applications.



AS2047

To ensure performance in all weathers, all Vantage systems meet or exceed the requirements of AS2047 for materials, construction, strength, water and airtightness.



Bushfire Rated

BAL-40 tested and certified products meet requirements for windows under AS3959-2009, the Australian standard for construction in bushfire-prone areas.



Cyclone Tested

Cyclone tested Vantage window and door systems meet and exceed the requirements for windows and doors in cyclone regions C & D under the NCC and AS1170-2002.



SAFE4KIDS™

Our SAFE4KIDS™ products have been tested to comply with the requirements set out by the NCC for operable windows in elevated applications.



Acoustics

Vantage window and door systems have been assessed by the National Acoustic Laboratories for the abatement of airborne sound transmission.

Tested Systems

The table below illustrates which Vantage window and door systems have been tested and/or certified under each relevant Australian Standard.



AS2047



BAL-40



Safe4Kids™



Cyclone



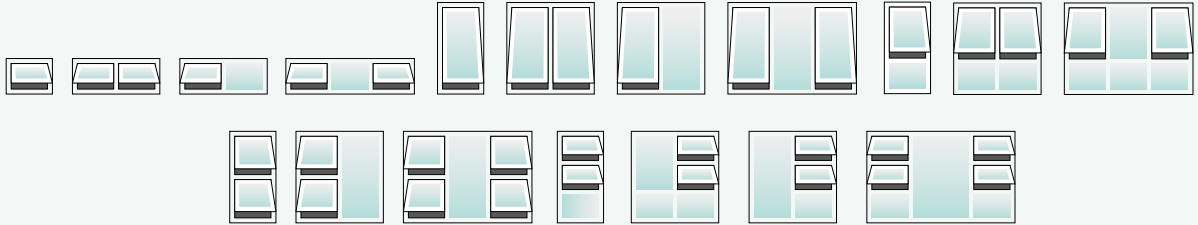
Sound

	AS2047	BAL-40	Safe4Kids™	Cyclone	Sound	
Residential Series	Series 504 Sliding Window	•	•	•	•	
	Series 514 Double Hung Window	•	•	•	•	
	Series 516 Awning Window	•	•	•	•	
	Series 517 Awning Window	•	•	•	•	
	Series 541 Sliding Door	•		N/A		•
	Series 542 DStacker™ Sliding Door	•	•	N/A		•
Series 549 Entry Door	•	•	N/A			
Designer Series	Series 525 Louvre Windows	•		•		
	Series 546 Bi-fold Window	•		N/A		
	Series 548 French Doors	•	•	N/A		•
	Series 548 Bi-fold Doors	•	•	N/A		
	Series 602 MAGNUM™ Sliding Window	•	•	•	•	•
	Series 613 MAGNUM™ Double Hung Window	•	•	•		•
	Series 614 Sashless Double Hung Window	•		•		•
	Series 616 MAGNUM™ Awning Window	•	•	•	•	•
	Series 618 MAGNUM™ Sliding Door	•	•	N/A	•	•
	Series 726 Awning Window	•	•	•		•
ThermalHEART™	Series 729 Hinged Door	•	•	N/A		
	Series 730 Bi-fold Door	•	•	N/A		
	Series 731 Sliding Door	•	•	N/A		•

Typical Configurations

Awning Windows

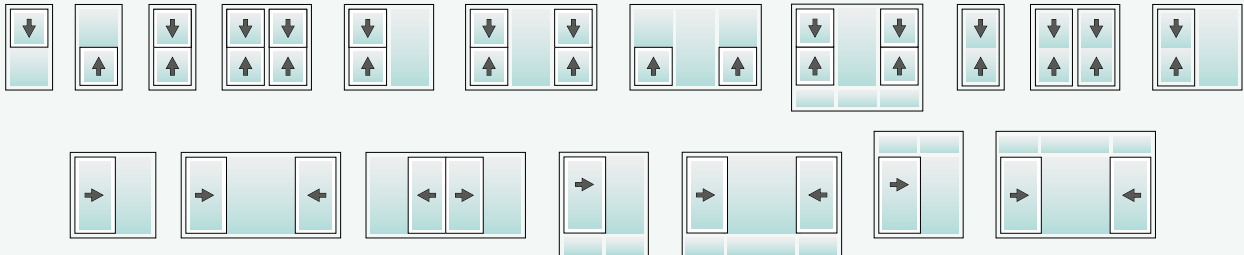
MANY OF THESE WINDOWS CAN ALSO BE MADE AS A CASEMENT (SIDE OPENING) WINDOW.



Bi-fold Windows

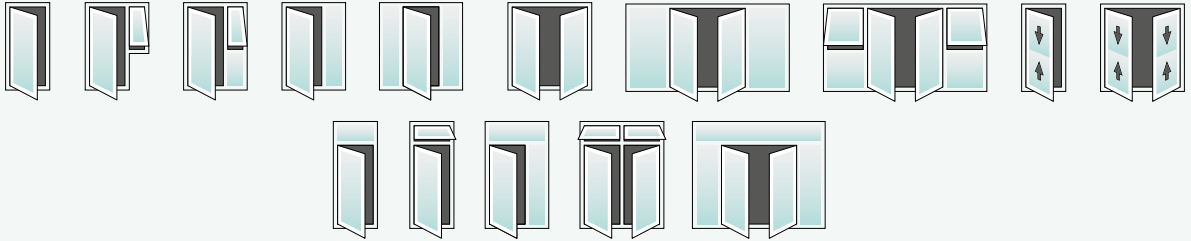


Sliding & Double Hung Windows

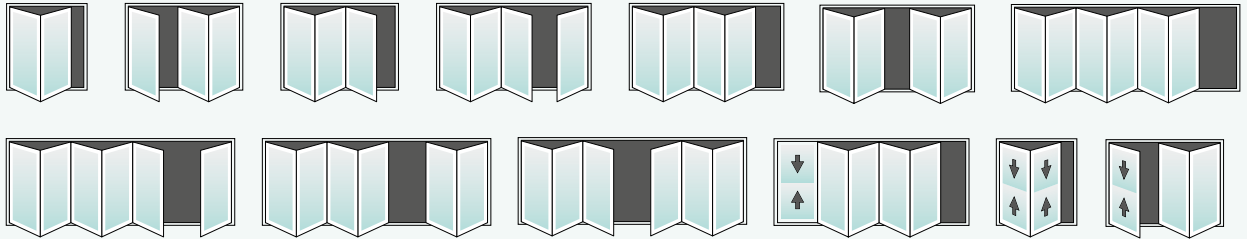


NOTE The configurations on these pages should be used as a guide only. To get the most out of your windows and doors, visit your local Vantage supplier to create the ideal configuration for your site, style and needs.

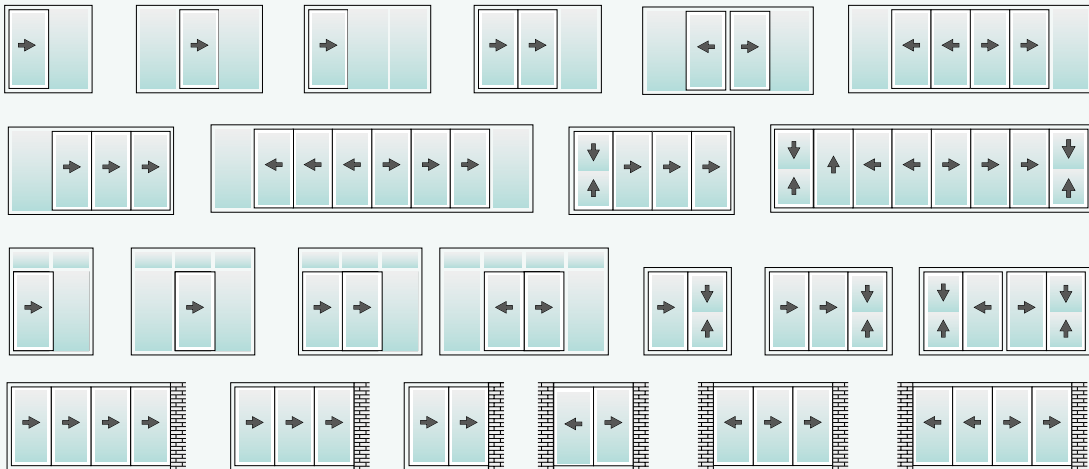
Hinged Doors



Bi-fold Doors



Sliding Doors



Colours & Finishes



You've chosen the perfect style of windows and doors for your home. Now it's time to choose a finish and colour scheme that will make your house a home.

Finishes

Anodising

Anodising is an electrochemical treatment available in a range of colours, including standard finishes of natural silver, bronze and black.

Anodising is an excellent choice for harsh environmental applications and extended warranty grades up to 25 years are available.

Powder Coating

Powder coating is a tough, durable baked-on coating available in a huge array of colours. Talk to your local fabricator about our great standard range of colours and affordable colour-matched hardware.

Warranty grade powder coat finishes are available for harsh environmental conditions.

Colour Advice

- For a colour that complements the house cladding, consider a tone a few shades lighter or darker.
- Choosing the same colour as the house can give a very clean look, especially in white or cream tones.
- Contrasting joinery colours are popular. Many people love darker greens, blues, greys or black.
- Dark or black joinery against a light-coloured house can look very sharp and attractive. Matching the joinery colour to the roof or fascia for a unified look is also a great option.
- Selecting a neutral joinery colour, like white, cream, taupe, or black gives you flexibility if you ever want to update your colour scheme.


For more information, head to awsaustralia.com.au/vantage/colour

Our Powder Coat Range

Standard Colours

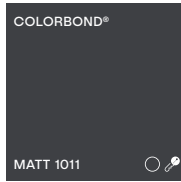
GLOSS 1004 ● ○ ●

Pearl White




MATT 1002 ○ ●

Custom Black




MATT 1011 ○ ●

Monument®



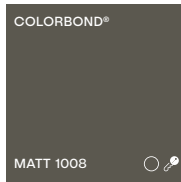
GLOSS 1005 ○ ●

Primrose



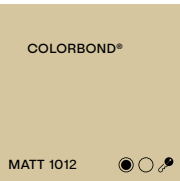
MATT 1010 ● ○ ●

Dune®



MATT 1008 ○ ●

Woodland Grey®




MATT 1012 ● ○ ●

Paperbark®




MATT 1006 ○ ●

Stone Beige



MATT 1009 ● ○


Anotec Natural Pearl



SATIN 1001 ○ ●

APO Grey

Selected Pearls



GLOSS 3001 ○ ●

Charcoal Metallic




PEARL SATIN 3007 ○

Precious Silver
Pearl Kinetic



PEARL GLOSS 3006 ○

Ultra Silver



PEARL MATT 3002 ○ ●

Citi



PEARL SATIN 3005 ●

Silver Medallist

Key  COLOUR MATCHED HARDWARE AVAILABLE

 SINGLE FINISH/ EXTERNAL COLOUR

 INTERNAL COLOUR



NOTE The finishes displayed on this page are a guide only and may not be actual representations of the actual finish. For powder coat samples, you can order samples from the colour page on the Vantage website. Your local Vantage supplier may also have samples by request. For custom powder coat requests, see your local fabricator for more information.

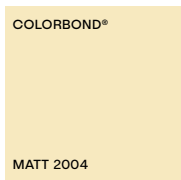
Popular Colours



Rivergum Beige



Magnolia



Classic Cream®



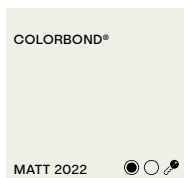
White Birch




Doeskin



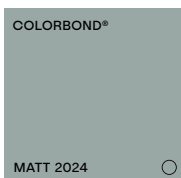
Pottery



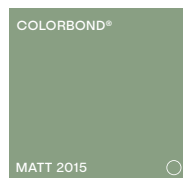
Surfmist®



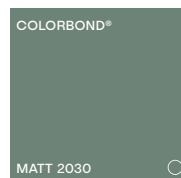
Silver Grey



Windspray®



Pale Eucalypt®




Wilderness®



Basalt



Wallaby



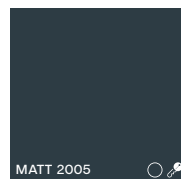
Notre Dame®




Ironstone®



Berry Grey




Dark Grey



Charcoal



Jasper®



Hammersley Brown



Manor Red®

The Right Glass

Choosing the right glass for your windows and doors can pay big dividends in energy efficiency and comfort levels.



WINDOWS Portland Aluminium & Glass DESIGNER Donna Monagan, Form & Function Building Designs

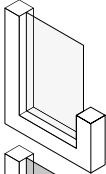
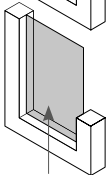



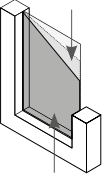










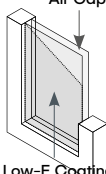






Glass not only insulates you from temperature extremes, it also controls the passage of light and heat in and out of the home.

There are five key considerations when thinking about glass for your home:

- Natural light
- Heat gain
- Heat loss
- Safety and security
- Acoustics

High-performance glass can be used to reduce noise, overcome site limitations and demanding window orientations, and control UV and glare without compromising your home's energy efficiency.

An understanding of your local climate is key to choosing the optimal high-performance glass.

Glass type <i>Examples used are Viridian unless specified.</i>		Attributes	Glare Reduction	Solar Heat Reduction	Insulation
  Toned Glass	Ordinary Glass	Glass thickness 4mm – 6mm			
	VFloat™ Toned	Glass thickness 4mm – 6mm Improved solar heat reduction over ordinary glass:			
	VFloat™ Supertoned	<ul style="list-style-type: none"> Toned up to 32% more effective Supertoned up to 59% more effective 			
 Low-E Coating	SmartGlass™ S1 Clear	6.38mm Grade A safety glass. Improved solar heat reduction over ordinary glass:			
	SmartGlass™ S1 Grey / Neutral	<ul style="list-style-type: none"> Clear up to 39% more effective Green/Grey up to 41% more effective Neutral up to 40% more effective 			
 Low-E Coating	SmartGlass™ SP10	Glass thickness 4mm – 6mm <ul style="list-style-type: none"> Up to 39% better insulation than ordinary glass. 			
	SmartGlass™ SP30 SmartGlass™ SP35	<ul style="list-style-type: none"> Low-E insulation with a choice of solar protection performance for residential applications. 			
 Air Gap Low-E Coating	LightBridge™ Clear	Unit thickness 12mm – 32mm <ul style="list-style-type: none"> LightBridge is a range of high performance insulating glass units (IGUs), with low-e glass and inert gas fill as standard, developed specifically for residential applications. 			
	LightBridge™ Toned				

KEY  Good  Better  Best

The performance indicated in the table is that of the highest performing product in that category for that characteristic, performance will differ by product. For detailed glass performance data visit viridianglass.com.™ is a trade mark of CSR Building Products Limited. Reproduced with permission of Viridian. Not all products are appropriate for all applications and some may require special assessment or processing in certain environments.

Byron Bay Studio

ARCHITECT Harley Graham Architects
WINDOWS SGA
PHOTOGRAPHY Andy MacPherson



With her wealth of knowledge gained from working on the Nine Network's *The Block* and *Reno Rumble*, Australian television personality, Shelley Craft, is no stranger to the world of renovations. So, when she decided to build a new studio in a sunny corner of her backyard, it's no surprise she had a clear (and unique!) vision of what she wanted to achieve.

The actual house is only eight years' old but it has a distinct mid-century design style. "I really wanted to keep that sort of streamlined, mid-century style profile for the studio as well," says Shelley. "Harley Graham Architects, who I know does a lot of work with AWS, came over. He's a local here in Byron, so



we just sat for a while on the deck, looked out to the space and thought, what can we create here...We decided it would be best to be in keeping with the original home and I think he absolutely nailed it."

A significant design feature was how the studio would look when viewed from inside the main house. Shelley wanted it to appear like it was floating on a concrete shelf. The inclusion of LED lighting adds to the effect. "It looks almost like a floating spaceship at night!" she says.

"Cross-ventilation was hugely important. It was top of my list so we've got these amazing louvres in the bathroom flowing through to the louvres in the bedroom plus the open sliding doors, it's just this beautiful feeling of having the fan on all day long in there."



One of the challenges was creating a space that could feel like a pavilion, as opposed to a big, heavy building or simply another part of the house. In consultation with AWS fabricator, SGA Windows, Shelley decided the Vantage sliding door was really the only option for her. "Once I saw it I thought, it's got all the qualities that we were looking for: that sort of nice, wide frame that matched in with the existing house. Of course, the aluminium is perfect because it [the clear anodised finish] blends, these beautiful big D handles that sort of have a lot of strength to them but they slide so seamlessly. They're big, heavy doors and yet they just float over and fit perfectly into the slab. It looks like it's been here forever."

Bundaroo Street

ARCHITECT Tziallas Omeara Architecture Studio
BUILDER AJ Corby Constructions
WINDOWS Hanlon Windows
PHOTOGRAPHY Tom Ferguson



A rich palette of materials, exquisite interior styling and the most energy efficient products on the market.

A heritage listed house within the Bowral conservation area that used to be a B&B is nestled behind a rhododendron tree. An extension to the back of the cottage, that cannot be seen from the front of the home, has an industrial chic feel which makes for a superb contrast to the original front section of the home.



Architect Tina Tziallas of Tziallas Omeara Architecture Studio said, "We had to marry contemporary design, thermal performance, heritage and a very complex build on quite a restrained site". This made Bundaroo a very dynamic project, where Tina worked closely with the client, the builder and AWS window fabricator, Hanlon Windows.

Hanlon Windows were involved from the design stage. The brief was for large windows and doors including an extensive amount of glazing for maximum natural light.

Being located in the Southern Highlands where a cooler climate is certain each year, the AWS ThermalHEART™ product was specified.

An impressive louvre gallery was envisaged as an indoor/outdoor space that visually connects the guest wing to the rest of the house and cross ventilation was key. At certain times of the day, the louvres create amazing shadows along the polished concrete floor; an artwork that is constantly changing as the day unfolds.

At either end of the louvre gallery are external thermally broken doors. This ensured that at those times of the year when it's cold, performance of the louvered space does not impact on the performance of the rest of the home.

With an array of modern fixtures, a great feature of the home is the heating system in place, a geothermal system. A geothermal heat pump extracts heat from the ground which is then put to use for the heated floor, the swimming pool and the hot water system. This design idea supports the reason why ThermalHEART™ was chosen for this energy efficient home.

With a rich palette of materials, exquisite interior styling and the most energy efficient products on the market, Bundaroo is an apt example of a successful, contemporary, sustainable home in the Southern Highlands which is changing the design world in regional Australia.

Peregian Beach

ARCHITECT Joylon Robinson, Robinson Architects
WINDOWS Lifestyle Windows
BUILDER Shoreline Constructions
PHOTOGRAPHY Courtesy of Lifestyle Windows





Peregian Beach is a tiny piece of paradise on Queensland's Sunshine Coast. With its proximity to sapphire-blue waters, salted air and white sands that seem to stretch forever, it fits every cliché you could possibly throw at it. Is it any wonder the owners wouldn't let any challenge stand between their new home and the beauty of the surrounding environs?

One of the most challenging aspects of the build included a very steep and sandy block. In fact, just holding back the sand was to be a feat in itself. Other challenges were the need to select building materials that could withstand extremes of temperature and winds while minimising the site's carbon footprint and ensuring the occupants' comfort.

The challenge of the steep block was overcome using careful landscape-tiering and placing the majority of the living areas on one level. To ensure outstanding sustainability and comfort outcomes, the experts at Lifestyle Windows recommended using energy-efficient glass, and windows and doors from the world-class AWS range.



Series 618 sliding doors allowed large panels to be installed in the living areas and bedrooms, removing any impediment to the sweeping views. Series 525 louvres glazed with SolTech Neutral glass open the home up to the sea breeze and the great outdoors whilst satisfying climate assessment requirements. Series 400 Commercial framing was used for the large expanses of clerestory glazing that flood the house with abundant natural light.

According to Lifestyle Windows, "The clients remained positive and excited throughout the entire build, and the awesome team of subbies and carpenters were all determined to achieve a quality build. Despite all the obstacles, it turned out to be one of the best locations in Australia to go to work every day!"

The Vantage Fabricator Network



We have the largest network of independent window manufacturers in Australia – more than 200!

There's a great chance that there's one near you with a passion for great work and exceptional customer service. Licensed and highly trained, they're locals who understand the specific requirements of your environment.

If you need good advice and fantastic products, talk to your nearby Vantage fabricator. They're here to help.



PHOTO Scott Shirley Photography



Sensational Showrooms

Want to drop into your nearest showroom and check out the range firsthand?

To find a fabricator and showroom near you, go to **vantagewindows.com.au**



Australian made aluminium windows and doors.

For more information and to find your local Vantage® suppliers:

vantagewindows.com.au

For design inspiration & tips, follow us:

 **[vantagewindowsaus](https://www.instagram.com/vantagewindowsaus)**

 **[vantageaustralia](https://www.facebook.com/vantageaustralia)**



ABN 48 067 950 903

HEAD OFFICE

76-78 Jedda Road,
Prestons NSW 2170

PO BOX 311
Liverpool NSW 1871

HAVE QUESTIONS?

Call us at 1300 026 189 or email marketing@awsaustralia.com.au



Australian
Institute of
Architects



National Corporate Partner
AWS
ARCHITECTURAL WINDOW SYSTEMS PTY LTD

